


Squirrel Song

Here is a fun action chant about squirrels in the fall

Gray Squirrel, Gray Squirrel
Shake your bushy tail (pretend to shake tail)
Gray Squirrel, Gray Squirrel
Shake your bushy tail (pretend to shake tail)
Wrinkle up your funny nose (act out line)
Put a nut between your toes (pretend to eat a nut)
Gray Squirrel Shake your bushy tail (Pretend to shake a tail)

Make Your Own Fall Leaves



Materials: Fall colored construction paper, fall colored paint, string, medicine dropper


- Cut paper into large leaf shapes use dropper to drop fall colored paint onto paper. Fold paper in half and rub the closed paper open to a wonderful surprise.
- Using the same shapes and paint dip a long piece of string into paint allow it to fall onto paper and lift.

If your child makes several of each, you can gather them in circle and make a wreath for your front door.

"Squash"


This is a floor game to play with toddlers...

- Lie on your back, knees bent.
- Sit your child on your knees, with her feet in your lap. Hold her hands for security and say/sing "I'm going to the supermarket and I'm going to buy some potatoes, carrots, corn.." Name all of the vegetables you can think of.
- At the end of your grocery list say, "SQUASH" and simultaneously straighten your legs so she bounces downward. She will learn to anticipate the bounce with the word "SQUASH"



Bath Toys

Small plastic spice jars, with all the parts of the lids, make some of the best water toys. The jars float if the lids are screwed on tightly. Unscrew the lids and leave just the shaker part of the lid on and the jars will sink slowly as the air bubbles out. It's great science to experiment with what floats and what sinks while taking a bath. Be sure to use plenty of language while experimenting in the bathtub:
dry, wet, screw, unscrew, sprinkle, pour, float, sink, open, close, etc.



Tongs Game

- Gather a group of small kitchen objects in a box or plastic bowl
- Give your child a pair of kitchen tongs and show her how to pick up the objects with the tongs.
- Once your child easily picks up a toy with the tongs, show him how to move the toys into a different box.
- Once your child master this, place muffin tin next to the box and have him place one object in each of the holes using the tongs.
- For preschoolers you can use smaller tongs, or small plastic tweezers and even smaller objects.

