


Open, Shut Them


Open, shut them (hold hands up and open and close fingers)
Open, shut them (hold hands up and open and close fingers)
Give a little clap. (clap)

Open, shut them (hold hands up and open and close fingers)
Open, shut them (hold hands up and open and close fingers)
Put them in your lap. (place hands in lap)

Walk them, walk them, (walk fingers up to chin)
Walk them, walk them, (walk fingers up to chin)
Way up to your chin.
Walk them, walk them, (walk fingers around face, but not into mouth)
Walk them, walk them,
But do not let them in.



Beanbag Fun



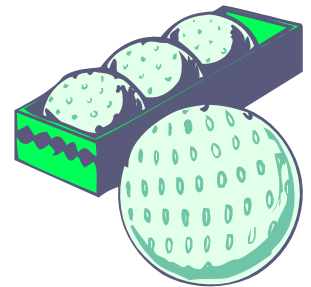
- Set an empty basket in the middle of the room. Place some masking tape on the floor a few feet away from the basket. Toss the bean bags in counting each as they go in, "1, 2, 3". Talk about standing "behind" the line. To increase the difficulty, make the basket smaller or make the line further away from the basket. You can also substitute stuffed animals for the beanbags.
- Push the bean bag (or stuffed animal) across the carpet with one hand. Then pick a different body part to push the beanbag. Try the foot, nose, elbow. Let your child pick a body part to use.
- Practice balance by showing your child how to walk with a beanbag on her head. Use slow, relaxing music to help her slow her body movements. You can also have her crawl while balancing the beanbag on her back.
- Stack 6 plastic cups in the shape of a pyramid on the floor. Have your child stand behind a masking tape line and toss the beanbags to knock down the cups.

Sticker Fun

This activity helps children learn body awareness. Give your child a sticker and ask him to put the sticker on a part of his body that your name. (i.e. nose, hand, elbow, etc.) Repeat as many times as your child seems interested. Your child may want you to play the game too!

Golf Ball Paintings

Need:
A golf ball
Tempura paint
A deep box or bin
A large piece of paper



Choose a box that the paper will fit in with some empty space on all sides. Place the paper in the bottom of the box. Place 4 dollops of paint in each corner of the box, not touching the paper. Choosing 1 or 2 colors of paint may produce the best results. Allow your child to drop one or two golf balls in the box and lift the box by it's corners, like a rocking boat. Voila! A masterpiece!